


Dual Air / Oil Separator Installation guide for 2022+ Subaru/Toyota BRZ/GR86

Step 1. Remove Engine Cover



Step 2. Remove inlet Hose and Elbow. Remove clamp and twist to break free.



Step 3. Reverse Inlet Hose Elbow and reinstall OEM Hose Clamp




Step 4. Trim OEM Hose After First Bend as shown




Step 5. Install Killer B Motorsport AOS with downward inlet port. The hoses may fit tightly.




If you need to, use a drop of dish detergent or oil to help with install.




Step 6. Remove Rear PCV hose from Intake Manifold by twisting the PCV Valve hose ~45°



Step 7. Install Killer B Motorsport AOS with flanged ports. The hose on the Manifold port fits tightly. If you need to, use a drop of dish detergent or oil to help with install.





Step 8. Reinstall Engine Cover and Enjoy! Check drains at every Oil Change.

