





FORD FOCUS RS BLOW OFF VALVE INSTALLATION MANUAL

TOOLS REQUIRED

Set of car stands
M19 socket
T30 Torx tool bit
Pliers

MATERIALS REQUIRED

None

1 When lifting the car always use stands to secure the car.	2 Remove the right front wheel.	3 Remove the vacuum line.	4 Remove the factory blow of valve.
			
5 Boomba Blow Off Valve ready for installation.	6 Secure Boomba Blow Off Valve to the turbo housing using stock screws.	7 Reattach the vacuum line.	8 Install the right front wheel.
